


10 RIFLE Stage Safely
 10 PISTOL Holstered
 4+ S/G Stage Safely

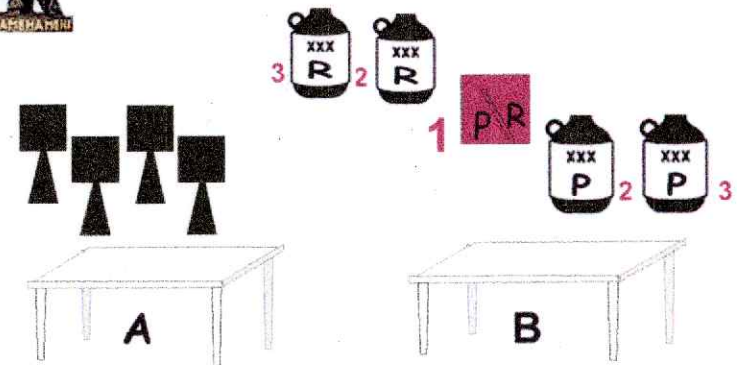

Stage 3



May start at positions and Firearm of choice.
Hands touching (not lifting) gun of choice.
 When ready say: **Hawaii became a state in 1959!**
 If at "B" with Pistols,: Engage targets as follows:
 Outside, Outside then 2, 2, 2, for 5 rounds, Repeat.
 Rifle at "A": Repeat Pistol Instructions.
 S/G: Engage from either or both positions.
 (If you **HIT** the metal on Apple Target it is a **MISS**.
 If you **HIT** the Apple metal 3 times... it is 3 misses.
 If needed, replace apple w/regular target for next posse.

RIFLE Staged safely
 10 PISTOL Holstered
 4+ Shotgun Staged safely

Stage 4



May start at positions and Firearm of choice. Thumbs in gun belt. When ready say: Is it Luau time yet?
 ATB: If with Rifle at "A or B": Engage Rifle targets as follows: 1, 2, 2, 3, 3 for 5 rounds then Repeat
 Pistols from "B": With Pistols, repeat rifle instructions using pistol targets.
 Shotgun from "A": Engage S/G targets until down.